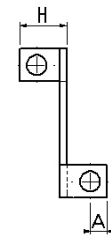
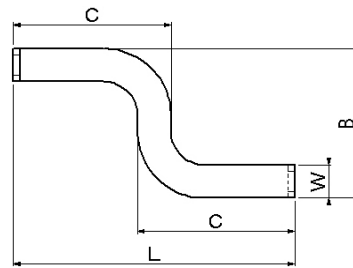
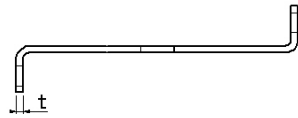
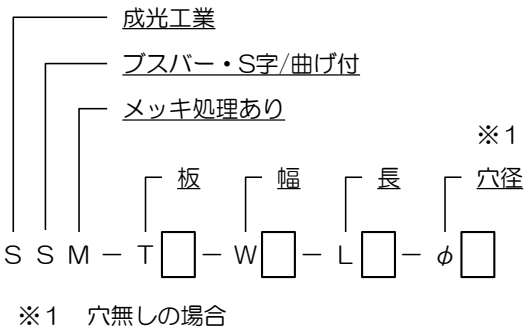
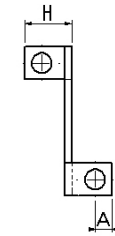
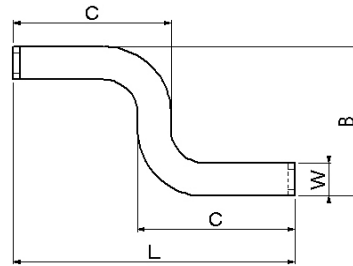
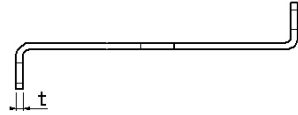
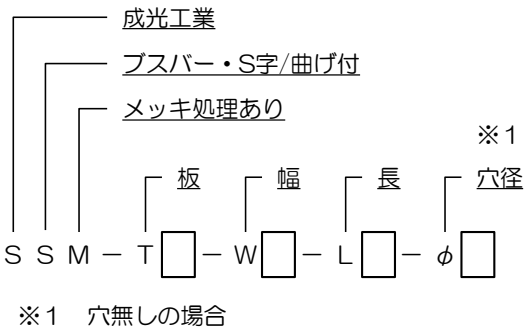


SS2M S字/曲げ付タイプ メッキ処理あり



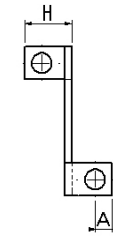
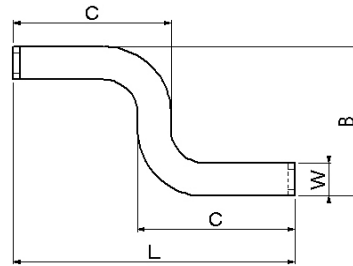
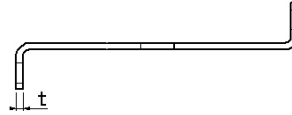
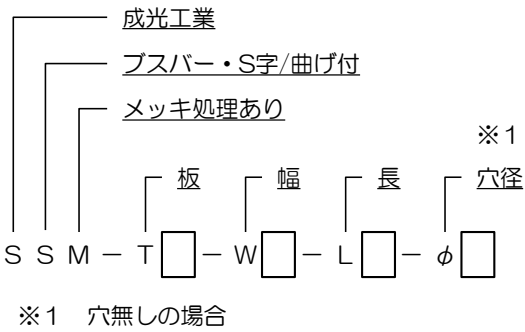
寸法			寸法				断面積	許容電流
t	W	L	A	B	C	H		
2	10	125	5	14	62.5	67.5	20	50
		250			125	130		
		375			187.5	192.5		
		500			250	255		
		625			312.5	317.5		
		750			375	380		
		875			437.5	442.5		
		1000			500	505		
	12	125	6	15	62.5	68.5	24	50
		250			125	131		
		375			187.5	193.5		
		500			250	256		
		625			312.5	318.5		
		750			375	381		
		875			437.5	443.5		
		1000			500	506		
	15	125	7.5	17	62.5	70	30	75
		250			125	132.5		
		375			187.5	195		
		500			250	257.5		
		625			312.5	320		
		750			375	382.5		
		875			437.5	445		
		1000			500	507.5		

SS2M S字/曲げ付タイプ メッキ処理あり



寸法			寸法				断面積	許容電流	
t	W	L	A	B	C	H			
3	10	125	5	5	62.5	67.5	14	30	75
		250			125	130			
		375			187.5	192.5			
		500			250	255			
		625			312.5	317.5			
		750			375	380			
		875			437.5	442.5			
		1000			500	505			
	12	125	6	6	62.5	68.5	15	36	75
		250			125	131			
		375			187.5	193.5			
		500			250	256			
		625			312.5	318.5			
		750			375	381			
		875			437.5	443.5			
		1000			500	506			
	15	125	7.5	7.5	62.5	70	17	45	75
		250			125	132.5			
		375			187.5	195			
		500			250	257.5			
		625			312.5	320			
		750			375	382.5			
		875			437.5	445			
		1000			500	507.5			

SS2M S字/曲げ付タイプ メッキ処理あり



寸法			寸法				断面積	許容電流	
t	W	L	A	B	C	H			
4	10	125	5	5	62.5	67.5	14	40	100
		250			125	130			
		375			187.5	192.5			
		500			250	255			
		625			312.5	317.5			
		750			375	380			
		875			437.5	442.5			
		1000			500	505			
	12	125	6	6	62.5	68.5	15	48	75
		250			125	131			
		375			187.5	193.5			
		500			250	256			
		625			312.5	318.5			
		750			375	381			
		875			437.5	443.5			
		1000			500	506			
	15	125	7.5	7.5	62.5	70	17	60	100
		250			125	132.5			
		375			187.5	195			
		500			250	257.5			
		625			312.5	320			
		750			375	382.5			
		875			437.5	445			
		1000			500	507.5			