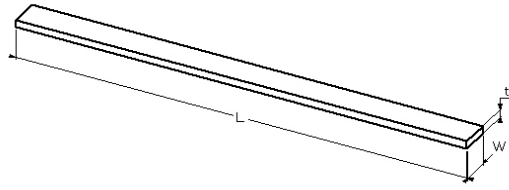
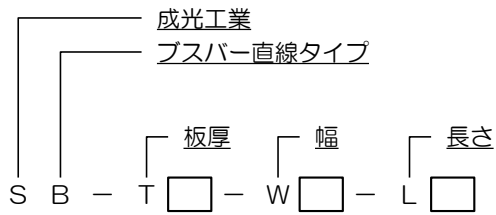
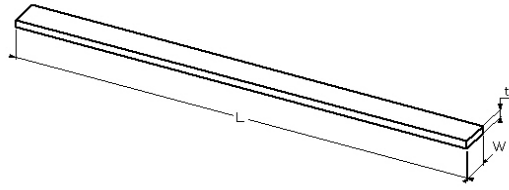
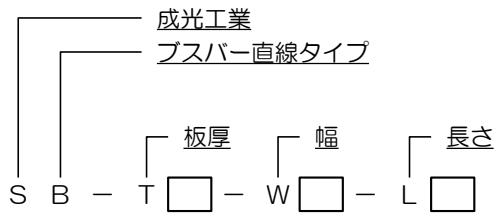


寸法			断面積	許容電流
T (板厚)	W (幅)	L (長さ)		
8	15	125	120	200
		250		
		375		
		500		
		625		
		750		
		875		
		1,000		
		1,125		
		1,250		
		1,375		
1,500				
8	20	125	160	250
		250		
		375		
		500		
		625		
		750		
		875		
		1,000		
		1,125		
		1,250		
		1,375		
1,500				
8	25	125	200	350
		250		
		375		
		500		
		625		
		750		
		875		
		1,000		
		1,125		
		1,250		
		1,375		
1,500				
8	30	125	240	350
		250		
		375		
		500		
		625		
		750		
		875		
		1,000		
		1,125		
		1,250		
		1,375		
1,500				



寸法			断面積	許容電流
T (板厚)	W (幅)	L (長さ)		
8	40	125	320	400
		250		
		375		
		500		
		625		
		750		
		875		
		1,000		
		1,125		
		1,250		
		1,375		
1,500				
8	50	125	400	450
		250		
		375		
		500		
		625		
		750		
		875		
		1,000		
		1,125		
		1,250		
		1,375		
1,500				
8	60	125	480	550
		250		
		375		
		500		
		625		
		750		
		875		
		1,000		
		1,125		
		1,250		
		1,375		
1,500				
8	75	125	600	700
		250		
		375		
		500		
		625		
		750		
		875		
		1,000		
		1,125		
		1,250		
		1,375		
1,500				



寸法			断面積	許容電流
T (板厚)	W (幅)	L (長さ)		
8	100	125	800	950
		250		
		375		
		500		
		625		
		750		
		875		
		1,000		
		1,125		
		1,250		
		1,375		
1,500				
8	125	250	1000	1200
		375		
		500		
		625		
		750		
		875		
		1,000		
		1,125		
		1,250		
		1,375		
		1,500		
8	150	250	1200	1400
		375		
		500		
		625		
		750		
		875		
		1,000		
		1,125		
		1,250		
		1,375		
		1,500		
8	200	250	1600	1900
		375		
		500		
		625		
		750		
		875		
		1,000		
		1,125		
		1,250		
		1,375		
		1,500		