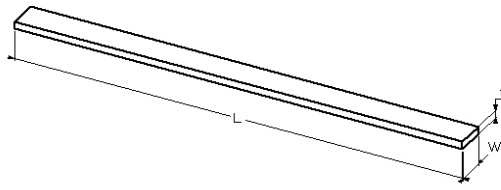
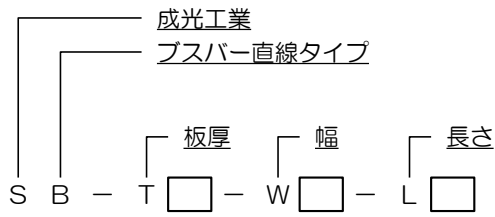


SB

直線タイプ メッキ処理なし

T6

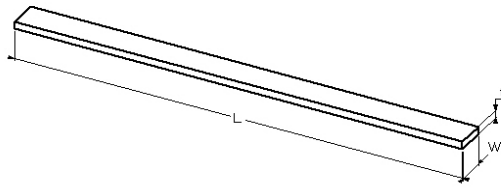
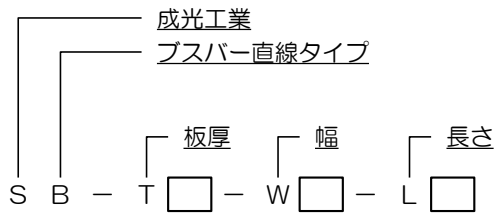


寸法			断面積	許容電流
T (板厚)	W (幅)	L (長さ)		
6	12	125	72	125
		250		
		375		
		500		
		625		
		750		
		875		
		1,000		
		1,125		
		1,250		
		1,375		
1,500				
6	15	125	90	175
		250		
		375		
		500		
		625		
		750		
		875		
		1,000		
		1,125		
		1,250		
		1,375		
1,500				
6	20	125	120	200
		250		
		375		
		500		
		625		
		750		
		875		
		1,000		
		1,125		
		1,250		
		1,375		
1,500				
6	25	125	150	250
		250		
		375		
		500		
		625		
		750		
		875		
		1,000		
		1,125		
		1,250		
		1,375		
1,500				

SB

直線タイプ メッキ処理なし

T6

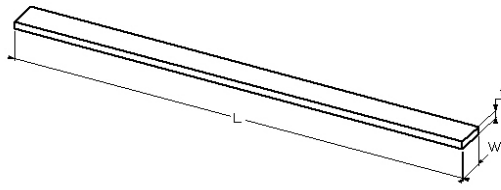
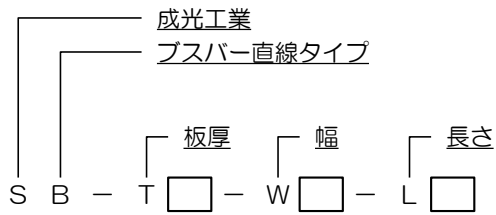


寸法			断面積	許容電流
T (板厚)	W (幅)	L (長さ)		
6	30	125	180	300
		250		
		375		
		500		
		625		
		750		
		875		
		1,000		
		1,125		
		1,250		
		1,375		
1,500				
6	40	125	240	350
		250		
		375		
		500		
		625		
		750		
		875		
		1,000		
		1,125		
		1,250		
		1,375		
1,500				
6	50	125	300	400
		250		
		375		
		500		
		625		
		750		
		875		
		1,000		
		1,125		
		1,250		
		1,375		
1,500				
6	60	125	360	500
		250		
		375		
		500		
		625		
		750		
		875		
		1,000		
		1,125		
		1,250		
		1,375		
1,500				

SB

直線タイプ メッキ処理なし

T6

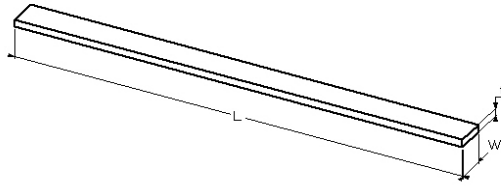
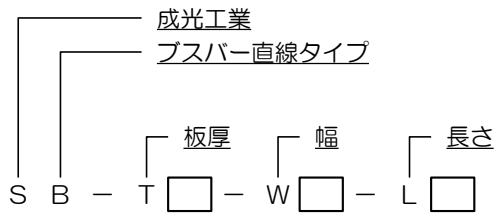


寸法			断面積	許容電流
T (板厚)	W (幅)	L (長さ)		
6	75	125	450	500
		250		
		375		
		500		
		625		
		750		
		875		
		1,000		
		1,125		
		1,250		
		1,375		
1,500				
6	100	125	600	700
		250		
		375		
		500		
		625		
		750		
		875		
		1,000		
		1,125		
		1,250		
		1,375		
1,500				
6	125	250	750	900
		375		
		500		
		625		
		750		
		875		
		1,000		
		1,125		
		1,250		
		1,375		
		1,500		
6	150	250	900	1000
		375		
		500		
		625		
		750		
		875		
		1,000		
		1,125		
		1,250		
		1,375		
		1,500		

SB

直線タイプ メッキ処理なし

T6



寸法			断面積	許容電流
T (板厚)	W (幅)	L (長さ)		
6	200	250	1200	1400
		375		
		500		
		625		
		750		
		875		
		1,000		
		1,125		
		1,250		
		1,375		
		1,500		