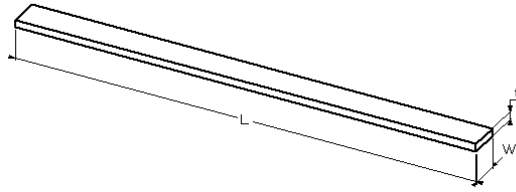
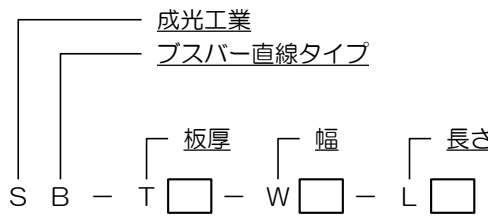


SB

直線タイプ メッキ処理なし

T4

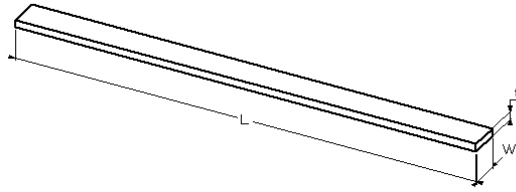
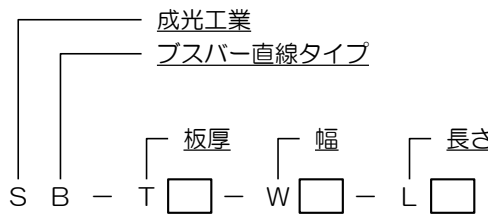


寸法			断面積	許容電流
T (板厚)	W (幅)	L (長さ)		
4	10	125	40	100
		250		
		375		
		500		
		625		
		750		
		875		
		1,000		
		1,125		
		1,250		
		1,375		
1,500				
4	12	125	48	75
		250		
		375		
		500		
		625		
		750		
		875		
		1,000		
		1,125		
		1,250		
		1,375		
1,500				
4	15	125	60	100
		250		
		375		
		500		
		625		
		750		
		875		
		1,000		
		1,125		
		1,250		
		1,375		
1,500				

SB

直線タイプ メッキ処理なし

T4

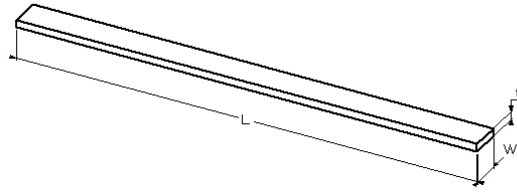
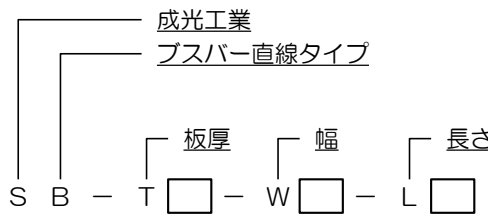


寸法			断面積	許容電流
T (板厚)	W (幅)	L (長さ)		
4	20	125	80	150
		250		
		375		
		500		
		625		
		750		
		875		
		1,000		
		1,125		
		1,250		
		1,375		
1,500				
4	25	125	100	175
		250		
		375		
		500		
		625		
		750		
		875		
		1,000		
		1,125		
		1,250		
		1,375		
1,500				
4	30	125	120	200
		250		
		375		
		500		
		625		
		750		
		875		
		1,000		
		1,125		
		1,250		
		1,375		
1,500				

SB

直線タイプ メッキ処理なし

T4



寸法			断面積	許容電流
T (板厚)	W (幅)	L (長さ)		
4	40	125	160	250
		250		
		375		
		500		
		625		
		750		
		875		
		1,000		
		1,125		
		1,250		
		1,375		
		1,500		
4	50	125	200	350
		250		
		375		
		500		
		625		
		750		
		875		
		1,000		
		1,125		
		1,250		
		1,375		
		1,500		
4	60	125	240	350
		250		
		375		
		500		
		625		
		750		
		875		
		1,000		
		1,125		
		1,250		
		1,375		
		1,500		