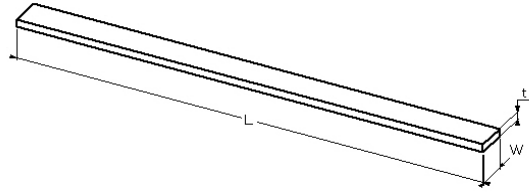
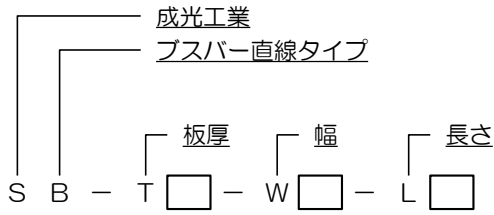


SB

直線タイプ メッキ処理なし

T15

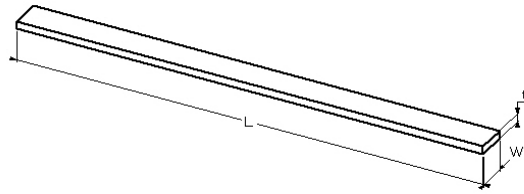
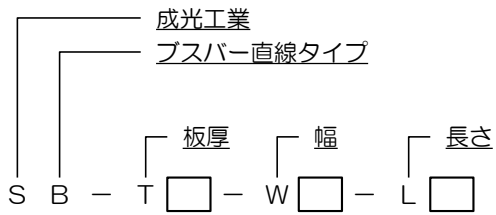


寸法			断面積	許容電流
T (板厚)	W (幅)	L (長さ)		
15	20	125	300	400
		250		
		375		
		500		
		625		
		750		
		875		
		1,000		
		1,125		
		1,250		
		1,375		
1,500				
15	25	125	375	400
		250		
		375		
		500		
		625		
		750		
		875		
		1,000		
		1,125		
		1,250		
		1,375		
1,500				
15	30	125	450	500
		250		
		375		
		500		
		625		
		750		
		875		
		1,000		
		1,125		
		1,250		
		1,375		
1,500				
15	40	125	600	700
		250		
		375		
		500		
		625		
		750		
		875		
		1,000		
		1,125		
		1,250		
		1,375		
1,500				

SB

直線タイプ メッキ処理なし

T15

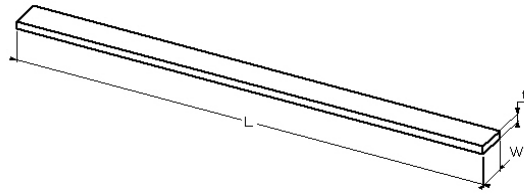
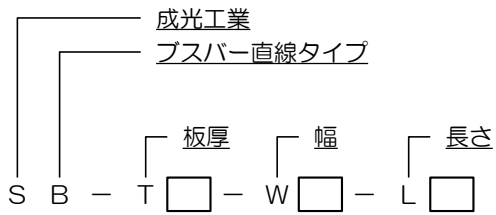


寸法			断面積	許容電流
T (板厚)	W (幅)	L (長さ)		
15	50	125	750	900
		250		
		375		
		500		
		625		
		750		
		875		
		1,000		
		1,125		
		1,250		
		1,375		
1,500				
15	60	125	900	1000
		250		
		375		
		500		
		625		
		750		
		875		
		1,000		
		1,125		
		1,250		
		1,375		
1,500				
15	75	125	1125	1300
		250		
		375		
		500		
		625		
		750		
		875		
		1,000		
		1,125		
		1,250		
		1,375		
1,500				
15	100	125	1500	1800
		250		
		375		
		500		
		625		
		750		
		875		
		1,000		
		1,125		
		1,250		
		1,375		
1,500				

SB

直線タイプ メッキ処理なし

T15



寸法			断面積	許容電流
T (板厚)	W (幅)	L (長さ)		
15	125	250	1875	2200
		375		
		500		
		625		
		750		
		875		
		1,000		
		1,125		
		1,250		
		1,375		
1,500				
15	150	250	2250	2700
		375		
		500		
		625		
		750		
		875		
		1,000		
		1,125		
		1,250		
		1,375		
1,500				
15	200	250	3000	3600
		375		
		500		
		625		
		750		
		875		
		1,000		
		1,125		
		1,250		
		1,375		
1,500				