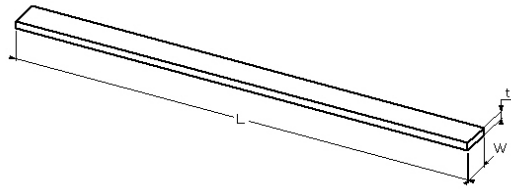
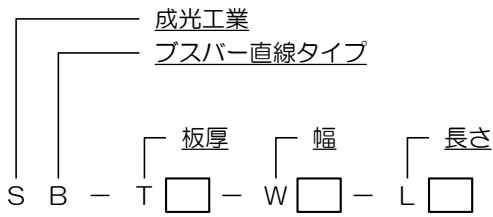


SB

直線タイプ メッキ処理なし

T12

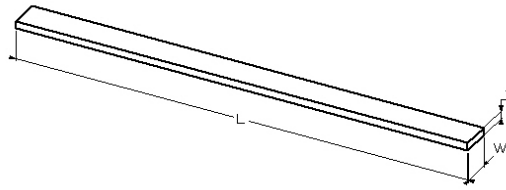
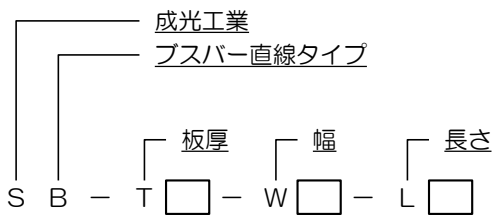


寸法			断面積	許容電流
T (板厚)	W (幅)	L (長さ)		
12	20	125	240	350
		250		
		375		
		500		
		625		
		750		
		875		
		1,000		
		1,125		
		1,250		
		1,375		
1,500				
12	25	125	300	400
		250		
		375		
		500		
		625		
		750		
		875		
		1,000		
		1,125		
		1,250		
		1,375		
1,500				
12	30	125	360	400
		250		
		375		
		500		
		625		
		750		
		875		
		1,000		
		1,125		
		1,250		
		1,375		
1,500				
12	40	125	480	550
		250		
		375		
		500		
		625		
		750		
		875		
		1,000		
		1,125		
		1,250		
		1,375		
1,500				

SB

直線タイプ メッキ処理なし

T12

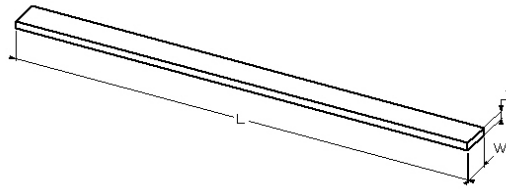
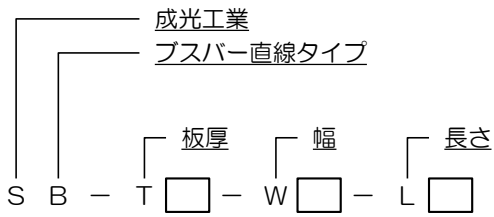


寸法			断面積	許容電流
T (板厚)	W (幅)	L (長さ)		
12	50	125	600	700
		250		
		375		
		500		
		625		
		750		
		875		
		1,000		
		1,125		
		1,250		
		1,375		
1,500				
12	60	125	720	800
		250		
		375		
		500		
		625		
		750		
		875		
		1,000		
		1,125		
		1,250		
		1,375		
1,500				
12	75	125	900	1000
		250		
		375		
		500		
		625		
		750		
		875		
		1,000		
		1,125		
		1,250		
		1,375		
1,500				
12	100	125	1200	1400
		250		
		375		
		500		
		625		
		750		
		875		
		1,000		
		1,125		
		1,250		
		1,375		
1,500				

SB

直線タイプ メッキ処理なし

T12



寸法			断面積	許容電流
T (板厚)	W (幅)	L (長さ)		
12	125	250	1500	1800
		375		
		500		
		625		
		750		
		875		
		1,000		
		1,125		
		1,250		
		1,375		
1,500				
12	150	250	1800	2000
		375		
		500		
		625		
		750		
		875		
		1,000		
		1,125		
		1,250		
		1,375		
1,500				
12	200	250	2400	2800
		375		
		500		
		625		
		750		
		875		
		1,000		
		1,125		
		1,250		
		1,375		
1,500				