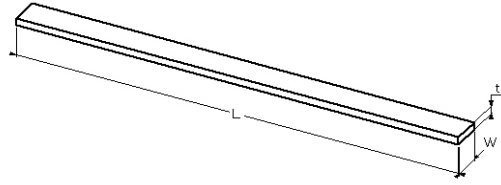
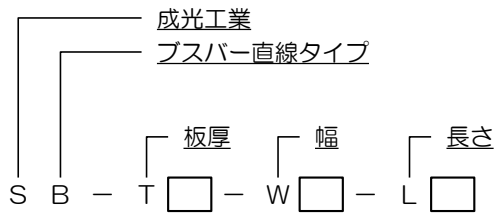


SB

直線タイプ メッキ処理なし

T10

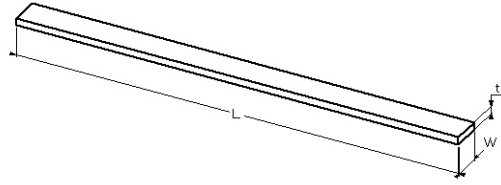
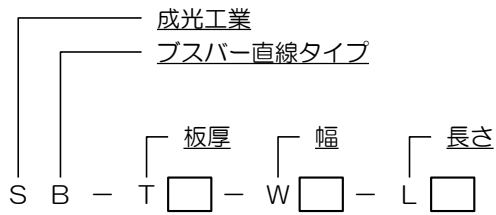


寸法			断面積	許容電流
T (板厚)	W (幅)	L (長さ)		
10	20	125	200	350
		250		
		375		
		500		
		625		
		750		
		875		
		1,000		
		1,125		
		1,250		
		1,375		
1,500				
10	25	125	250	350
		250		
		375		
		500		
		625		
		750		
		875		
		1,000		
		1,125		
		1,250		
		1,375		
1,500				
10	30	125	300	400
		250		
		375		
		500		
		625		
		750		
		875		
		1,000		
		1,125		
		1,250		
		1,375		
1,500				
10	40	125	400	450
		250		
		375		
		500		
		625		
		750		
		875		
		1,000		
		1,125		
		1,250		
		1,375		
1,500				

SB

直線タイプ メッキ処理なし

T10

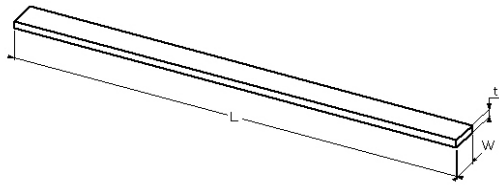
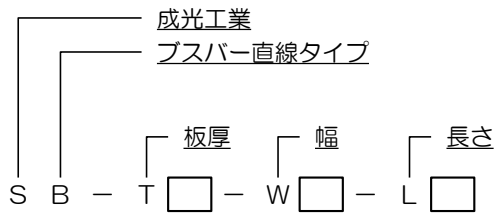


寸法			断面積	許容電流
T (板厚)	W (幅)	L (長さ)		
10	50	125	500	600
		250		
		375		
		500		
		625		
		750		
		875		
		1,000		
		1,125		
		1,250		
		1,375		
1,500				
10	60	125	600	700
		250		
		375		
		500		
		625		
		750		
		875		
		1,000		
		1,125		
		1,250		
		1,375		
1,500				
10	75	125	750	900
		250		
		375		
		500		
		625		
		750		
		875		
		1,000		
		1,125		
		1,250		
		1,375		
1,500				
10	100	125	1000	1200
		250		
		375		
		500		
		625		
		750		
		875		
		1,000		
		1,125		
		1,250		
		1,375		
1,500				

SB

直線タイプ メッキ処理なし

T10



寸法			断面積	許容電流
T (板厚)	W (幅)	L (長さ)		
10	125	250	1250	1500
		375		
		500		
		625		
		750		
		875		
		1,000		
		1,125		
		1,250		
		1,375		
1,500				
10	150	250	1500	1800
		375		
		500		
		625		
		750		
		875		
		1,000		
		1,125		
		1,250		
		1,375		
1,500				
10	200	250	2000	2400
		375		
		500		
		625		
		750		
		875		
		1,000		
		1,125		
		1,250		
		1,375		
1,500				