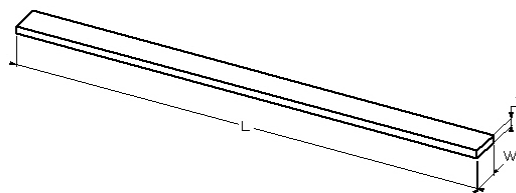
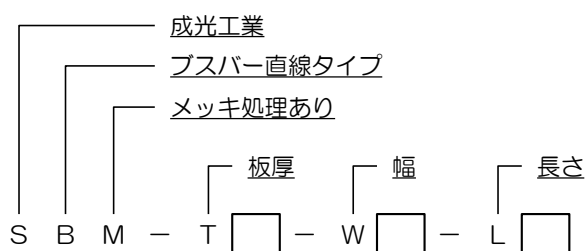


SBM 直線タイプ メッキ処理あり

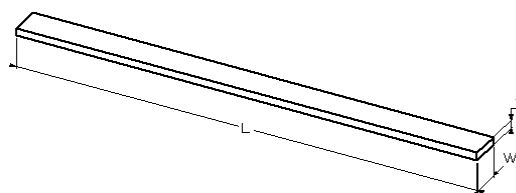
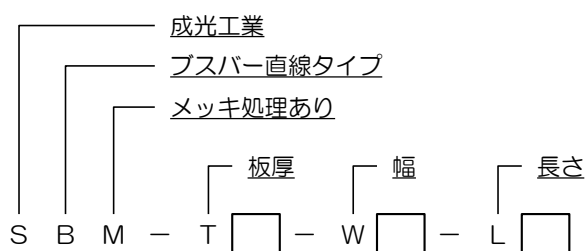
T5



寸法			断面積	許容電流
T (板厚)	W (幅)	L (長さ)		
5	12	125	60	100
		250		
		375		
		500		
		625		
		750		
		875		
		1,000		
		1,125		
		1,250		
		1,375		
		1,500		
5	15	125	75	150
		250		
		375		
		500		
		625		
		750		
		875		
		1,000		
		1,125		
		1,250		
		1,375		
		1,500		
5	20	125	100	175
		250		
		375		
		500		
		625		
		750		
		875		
		1,000		
		1,125		
		1,250		
		1,375		
		1,500		
5	25	125	125	200
		250		
		375		
		500		
		625		
		750		
		875		
		1,000		
		1,125		
		1,250		
		1,375		
		1,500		

SBM 直線タイプ メッキ処理あり

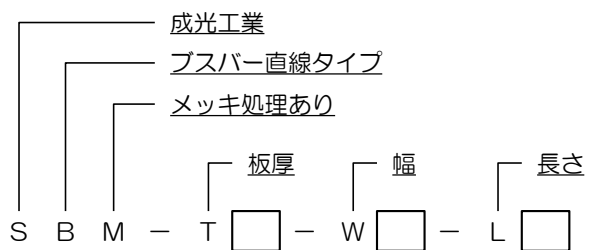
T5



寸法			断面積	許容電流
T (板厚)	W (幅)	L (長さ)		
5	30	125	150	250
		250		
		375		
		500		
		625		
		750		
		875		
		1,000		
		1,125		
		1,250		
		1,375		
		1,500		
5	40	125	200	350
		250		
		375		
		500		
		625		
		750		
		875		
		1,000		
		1,125		
		1,250		
		1,375		
		1,500		
5	50	125	250	350
		250		
		375		
		500		
		625		
		750		
		875		
		1,000		
		1,125		
		1,250		
		1,375		
		1,500		
5	60	125	300	400
		250		
		375		
		500		
		625		
		750		
		875		
		1,000		
		1,125		
		1,250		
		1,375		
		1,500		

SBM 直線タイプ メッキ処理あり

75



寸法			断面積	許容電流
T (板厚)	W (幅)	L (長さ)		
5	75	125	375	450
		250		
		375		
		500		
		625		
		750		
		875		
		1,000		
		1,125		
		1,250		
		1,375		
		1,500		